



Vendor	ABT 360 KT/Y PP PLANT Project			Owner
	Modbus List			
	Vendor's Doc. No.: 23249-23	Rev.: 01		
	PPEC Doc. No.: L03-RE037-EL-LST-003			

PPEC REQ. NO. : L03-RE037-EL-LST-003

ITEM NO. :

TOTAL PAGES : 04

- **NO COMMENTS** : Documents/Drawings Were Checked By PPEC And Further Step Can Be Followed.
- **COMMENTED AS MARKED:** Documents/Drawings Were Checked By PPEC And Marked Comments Must Be Considered By Vendor. Vendor Shall Revise Documents/Drawing As Per Comments And The New Revision Of Documents/Drawings Must Be Revised Prior To Fabrication.
- **REJECTED:** Documents/Drawings Were Checked And It Is Not In Comply With Purchase Requisition Requirements.
- **ACCEPTABLE WITH COMMENTS:** Documents/Drawings Were Checked By PPEC And Comments Must Be Considered By Vendor. Fabrication Can Proceed Accordingly. Revised Document To Be Issued Either For Review Or As Final Certified. However PPEC Will Check The Revised Document For Proper Incorporation Of Comments.
- **NOT RETURNED:** Document Was Received For Information And Not Returned To The Vendor.


Name :
Signature:
Date :

Req. No. :

Seq. No.:

PPEC review & comments does not absolve the vendor of the responsibility for the corrected design, manufacturing and operation of the equipment

01	27-05-2025	Issue for Engineering	S.K.	S.K.	J.J.	
00	18-04-2025	Issue for Engineering	S.K.	S.K.	J.J.	
REV.	DATE	Description	Prepared by	Checked by	Approved by	Authorized by

Vendor	ABT 360 KT/Y PP PLANT		Contractor (DEC)	Owner
	Modbus List			
	Vendor's Doc. No.: 2 3 2 4 9 - 2 3	Rev.: 01		
	PPEC Doc. No.: L03-RE037-EL-LST-003			

PAGE NO.		CHANGE INDEX DURING FORMAL ISSUE						REASON OF LATEST CHANGE
		FIRST ISSUE	SECOND ISSUE	THIRTH ISSUE	FOURTH ISSUE	FIFTH ISSUE	SIXTH ISSUE	
		REV.00	REV.01	REV.02	REV.03	REV.04	REV.05	
1		X	X					
2		X	X					
3		X	X					
4		X	X					
5								
6								
7								
8								
9								
10								
11								
12								
13								
14								
15								
16								
17								
18								
19								
20								
21								
22								
23								
24								
25								
26								
27								
28								
29								
30								
31								
32								
33								
34								
35								
36								
37								
38								
39								
54								

1 GENERAL

The UCP will be acting as the Server node and the DCS as the Client node.
Future HAZOP recommendations may require signals to be added.

2 Modbus communication settings (configuration parameters)

2.1. MCP to/from DCS

Protocol:	Modbus TCP/IP
Baud Rate	Not Applicable
Parity:	Not Applicable
Data bits:	Not Applicable
Stop bit:	Not Applicable
Master/slave:	Not Applicable
Slave address:	Not Applicable
DCS IP Adress:	*
MCP IP adress:	192.168.10.10
MCP ID:	10
DCS ID:	*

* To be informed if these parameters of the net are available or need to be changed.

3 Legend

Function Code :

3 - Read holding registers

6 - Write holding registers

4 Referenced Documents

P&ID

Control philosophy

Wiring Diagram

ABT 360 KT/Y PP PLANT Project



NO.	AIRPACK TAG NUMBER	SERVICE	MODBUS ADDRESS	BIT NO.	SIGNAL TYPE	FUNCTION CODE	UNIT	SCALE		ALARM VALUE(S)	TRIP VALUE(S)	RAW LOW COUNT	RAW HIGH COUNT	ALARM/ TRIP TYPE	TEXT 0	TEXT 1	REMARKS
								0%	100%								
1	XS-PK6803-01	Watchdog bit from DCS	40001	0	Bool	6 [Write]	-	-	-	-	-	-	-	-	-	-	
2	XS-PK6803-02	Watchdog bit to DCS	40001	1	Bool	3 [Read]	-	-	-	-	-	-	-	-	-	-	
3	TS-PK6803-01	Time Synchronization - Year	40002	-	Int	6 [Write]	-	-	-	-	-	-	-	-	-	-	
4	TS-PK6803-02	Time Synchronization - Month	40003	-	Int	6 [Write]	-	-	-	-	-	-	-	-	-	-	
5	TS-PK6803-03	Time Synchronization - Day	40004	-	Int	6 [Write]	-	-	-	-	-	-	-	-	-	-	
6	TS-PK6803-04	Time Synchronization - Hour	40005	-	Int	6 [Write]	-	-	-	-	-	-	-	-	-	-	
7	TS-PK6803-05	Time Synchronization - Minute	40006	-	Int	6 [Write]	-	-	-	-	-	-	-	-	-	-	
8	TS-PK6803-06	Time Synchronization - Second	40007	-	Int	6 [Write]	-	-	-	-	-	-	-	-	-	-	
9	XS-PK6803-10	Time Synchronization - Command	40008	-	Bool	6 [Write]	-	-	-	-	-	-	-	-	-	-	
9	PDT-PK6803-01	Differential pressure Transmitter Inlet	40010/40011	-	32Bit-floating	3 [Read]	bar	0	1	H=0.2	-	0	27648	-	-	-	
10	TI-PK6803-01	Temperature transmitter pulation damper 1st stage discharge	40012/40013	-	32Bit-floating	3 [Read]	°C	0	200	H=110	-	0	27648	-	-	-	
11	TI-PK6803-02	Temperature transmitter pulation damper 1st stage discharge	40014/40015	-	32Bit-floating	3 [Read]	°C	0	200	-	HH=120	0	27648	-	-	-	
12	TI-PK6803-03	Temperature transmitter pulation damper 2nd stage discharge	40016/40017	-	32Bit-floating	3 [Read]	°C	0	200	H=110	-	0	27648	-	-	-	
13	TI-PK6803-04	Temperature transmitter pulation damper 2nd stage discharge	40018/40019	-	32Bit-floating	3 [Read]	°C	0	200	-	HH=120	0	27648	-	-	-	
14	TI-PK6803-05	Temperature transmitter Cooling water supply	40020/40021	-	32Bit-floating	3 [Read]	°C	0	85	-	HH=50	0	27648	-	-	-	
15	TI-PK6803-06	Temperature transmitter cooling water return	40022/40023	-	32Bit-floating	3 [Read]	°C	0	85	-	HH=55	0	27648	-	-	-	
16	PT-PK6803-01	Pressure transmitter Oil system	40024/40025	-	32Bit-floating	3 [Read]	bar(g)	0	5	-	LL=1	0	27648	-	-	-	
17	PT-PK6803-02	Pressure transmitter Package outlet	40026/40027	-	32Bit-floating	3 [Read]	bar(g)	0	40	-	HH=30	0	27648	-	-	-	
18	XY-PK6803-01	Regulating solenoid valve Load Unload	40040	0	Bool	3 [Read]	-	-	-	-	-	-	-	-	Unload	Load	
19	XA-PK6803-01	Main Motor running signal (from MCC)	40040	1	Bool	3 [Read]	-	-	-	-	-	-	-	-	Not Running	Running	
20	XA-PK6803-02	Main Motor fault signal (from MCC)	40040	2	Bool	3 [Read]	-	-	-	-	-	-	-	-	Fault	Healthy	
21	XA-PK6803-03	Main Motor start (to MCC)	40040	3	Bool	3 [Read]	-	-	-	-	-	-	-	-	-	Start	
22	XA-PK6803-04	Main Motor stop (to MCC)	40040	4	Bool	3 [Read]	-	-	-	-	-	-	-	-	-	Stop	
23	XA-PK6803-05	Compressor operational (signal)	40040	5	Bool	3 [Read]	-	-	-	-	-	-	-	-	Not Operational	Operational	
24	XA-PK6803-06	Compressor common alarm (signal)	40041	0	Bool	3 [Read]	-	-	-	-	-	-	-	-	Alarm	Healthy	
25	XA-PK6803-07	Compressor common trip (signal)	40041	1	Bool	3 [Read]	-	-	-	-	-	-	-	-	Trip	Healthy	
26	HS-PK6803-01	Compressor Start [pushbutton]	40041	2	Bool	3 [Read]	-	-	-	-	-	-	-	-	-	Start	
27	HS-PK6803-02	Compressor Stop [pushbutton]	40041	3	Bool	3 [Read]	-	-	-	-	-	-	-	-	-	Stop	
28	SW-PK6803-101	Compressor Local [switch]	40041	4	Bool	3 [Read]	-	-	-	-	-	-	-	-	-	Local	
29	SW-PK6803-02	Compressor Remote [switch]	40041	5	Bool	3 [Read]	-	-	-	-	-	-	-	-	-	Remote	
30	HS-PK6803-03	Compressor lamptest [pushbutton]	40041	6	Bool	3 [Read]	-	-	-	-	-	-	-	-	-	Lamptest	
31	XS-PK6803-03	Power Supply 1 Active	40041	7	Bool	3 [Read]	-	-	-	-	-	-	-	-	-	PSU Active	Internal to the UCP panel.
32	XS-PK6803-04	Power Supply 2 Active	40042	0	Bool	3 [Read]	-	-	-	-	-	-	-	-	-	PSU Active	Internal to the UCP panel.
33	XS-PK6803-05	ESD Relay Activated	40042	1	Bool	3 [Read]	-	-	-	-	-	-	-	-	-	ESD	Internal to the UCP panel. The ESD relay signal to PLC. See wiring diagram.
34	XS-PK6803-06	ESD Relay Reset	40042	2	Bool	3 [Read]	-	-	-	-	-	-	-	-	-	Reset	Internal to the UCP panel. The ESD relay reset from PLC. See wiring diagram.
35	PDAH-PK6803-01	Differential pressure Transmitter Inlet High Alarm	40042	3	Bool	3 [Read]	-	-	-	-	-	-	-	HIGH	Alarm	Healthy	
36	TAH-PK6803-01	Temperature transmitter pulation damper 1st stage discharge High Alarm	40042	4	Bool	3 [Read]	-	-	-	-	-	-	-	HIGH	Alarm	Healthy	
37	TAHH-PK6803-02	Temperature transmitter pulation damper 1st stage discharge High High Trip	40042	5	Bool	3 [Read]	-	-	-	-	-	-	-	HIGH	Trip	Healthy	
38	TAH-PK6803-03	Temperature transmitter pulation damper 2nd stage discharge High Alarm	40042	6	Bool	3 [Read]	-	-	-	-	-	-	-	HIGH	Alarm	Healthy	
39	TAHH-PK6803-04	Temperature transmitter pulation damper 2nd stage discharge High High Trip	40042	7	Bool	3 [Read]	-	-	-	-	-	-	-	HIGH	Trip	Healthy	
40	TAHH-PK6803-05	Temperature transmitter Cooling water supply High High Trip	40043	0	Bool	3 [Read]	-	-	-	-	-	-	-	HIGH	Trip	Healthy	
41	TAHH-PK6803-06	Temperature transmitter cooling water return High High Trip	40043	1	Bool	3 [Read]	-	-	-	-	-	-	-	HIGH	Trip	Healthy	
42	PALL-PK6803-01	Pressure transmitter Oil system Low Low Trip	40043	2	Bool	3 [Read]	-	-	-	-	-	-	-	LOW	Trip	Healthy	
43	PAL-PK6803-02	Pressure transmitter Package outlet Load SP	40043	3	Bool	3 [Read]	-	-	-	-	-	-	-	-	-	Load	
44	PAH-PK6803-02	Pressure transmitter Package outlet Unload SP	40043	4	Bool	3 [Read]	-	-	-	-	-	-	-	-	-	Unload	